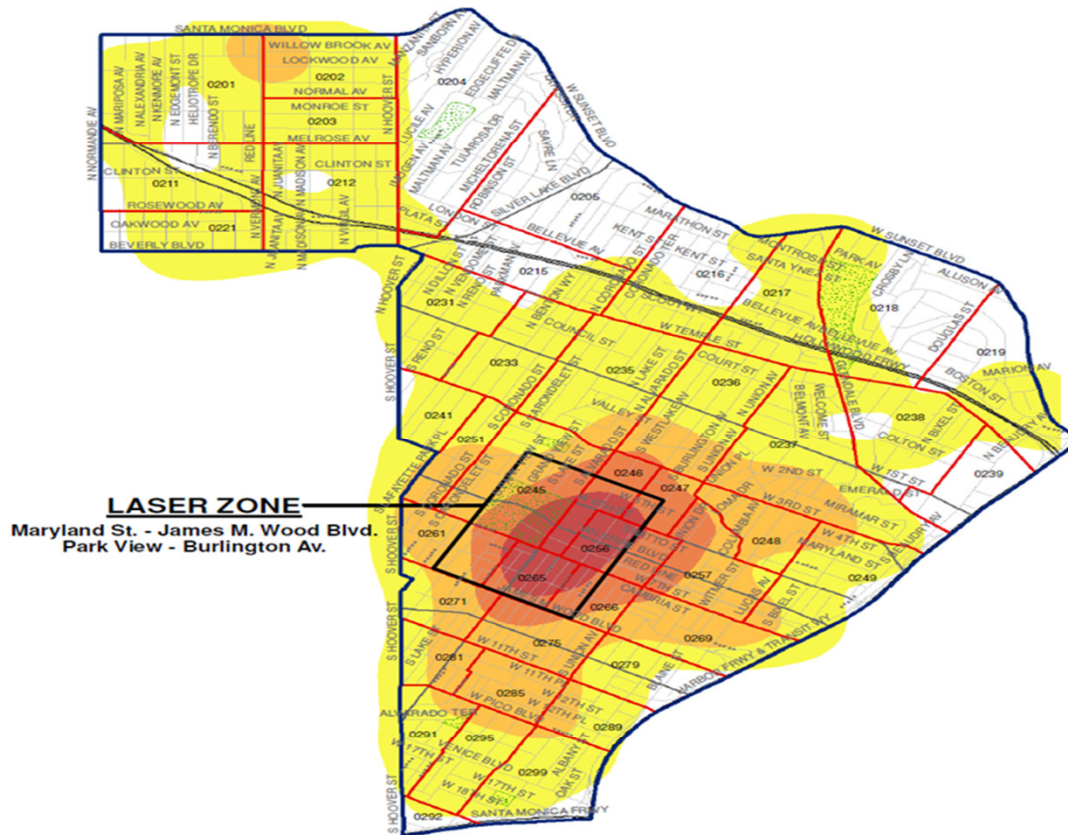


RAMPART **LASER ZONE** AREA CRIME INFORMATION



WEEK 03/12/17 – 03/18/17

Rampart Area - LASER Zone

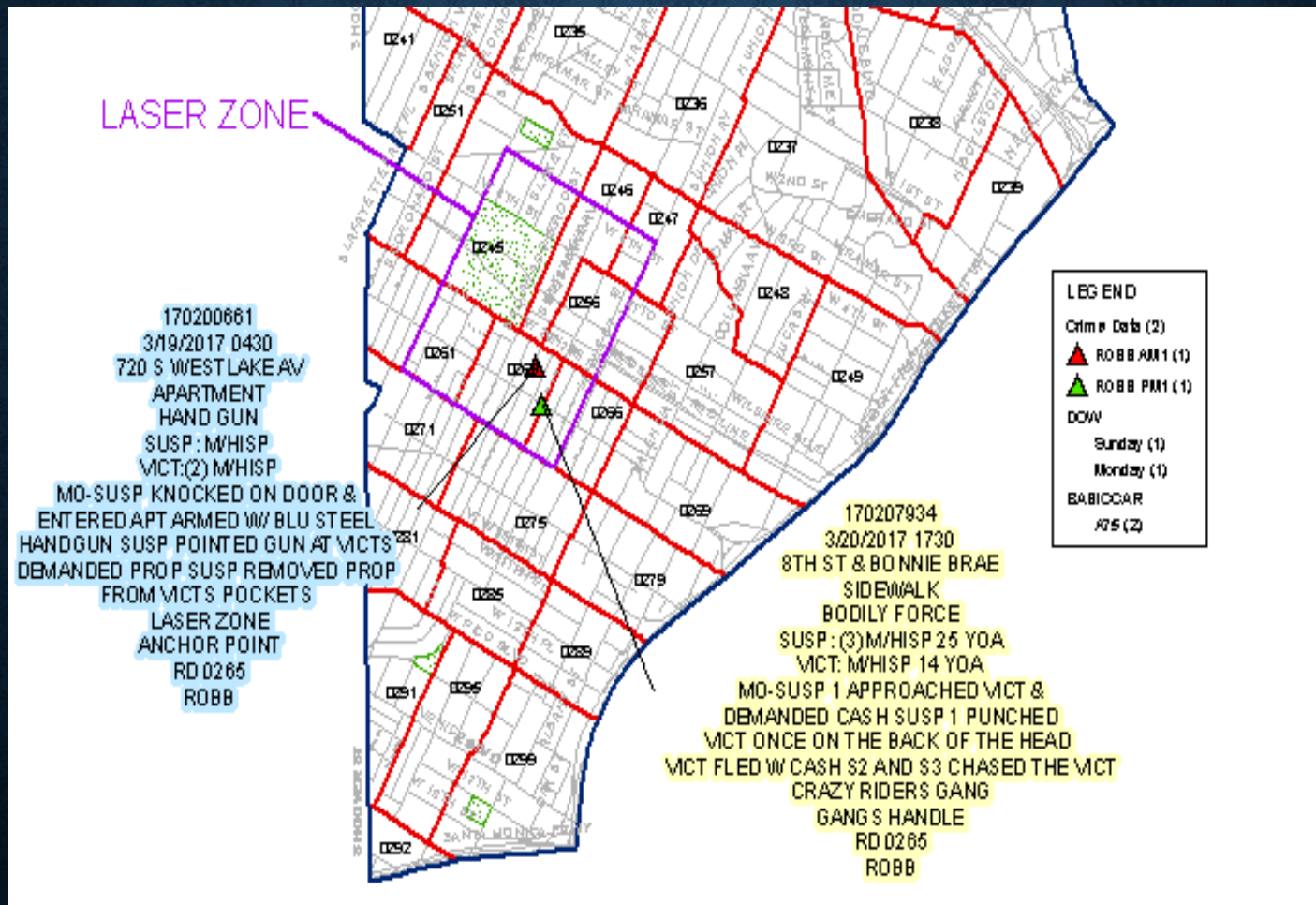


LASER ZONE

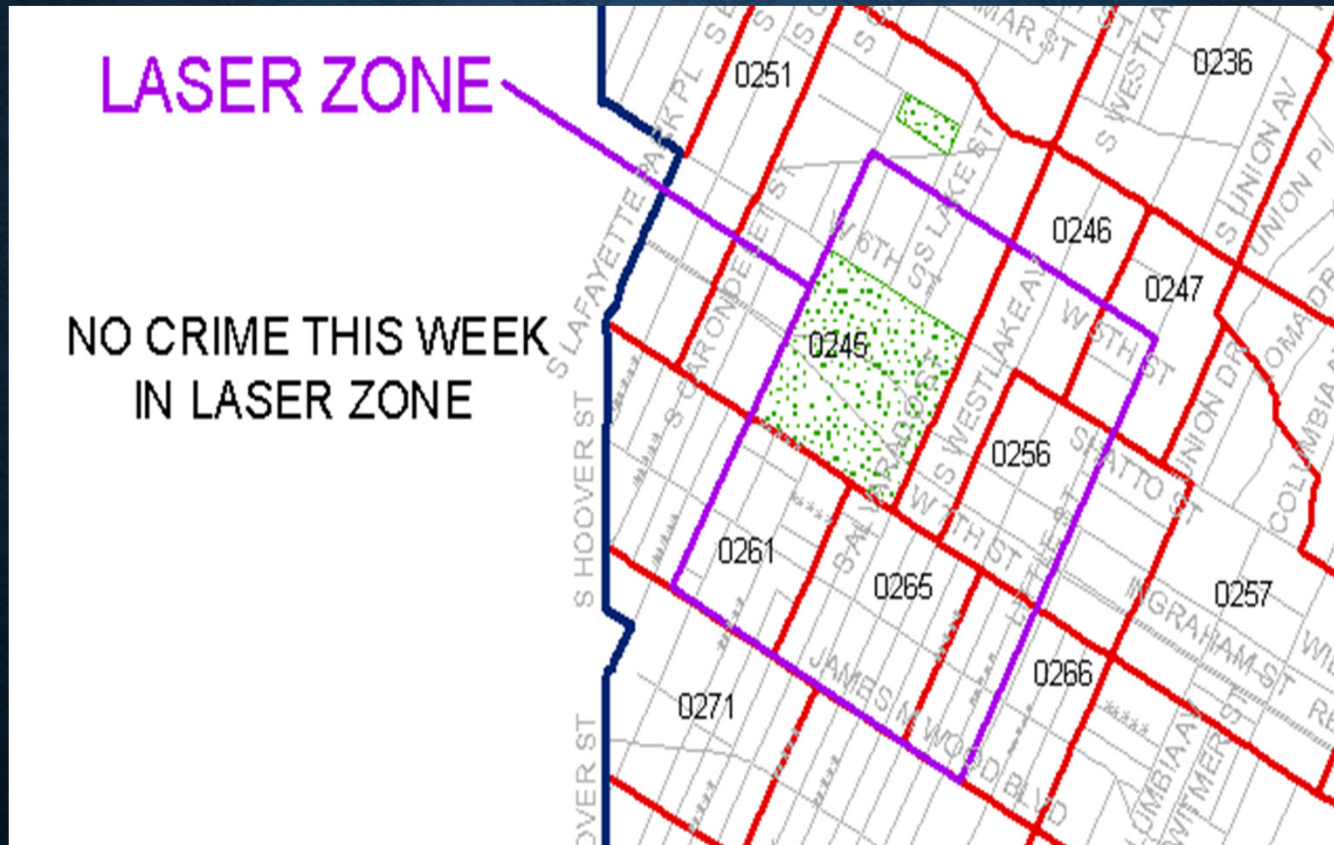
Maryland St. - James M. Wood Blvd.
Park View - Burlington Av.

Watch 2 = AM2/PM1 = 0600 to 1759 Watch 3 = PM2/AM1 = 1800 to 0559
 AM1 = 0000 to 0559 AM2 = 0600 to 1159 PM1 = 1200 to 1759 PM2 = 1800 to 2359

THIS WEEK SO FAR

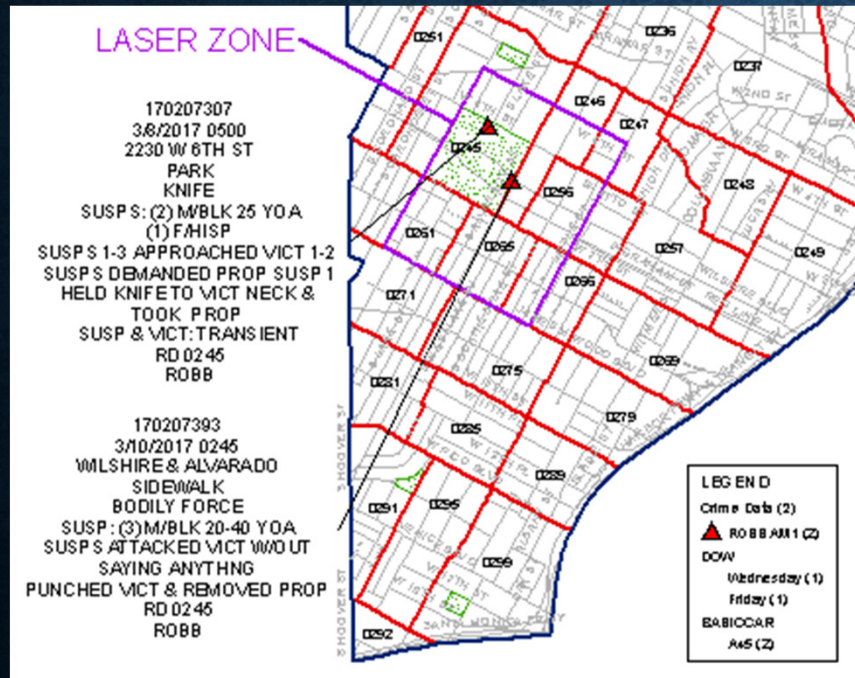


LAST WEEK

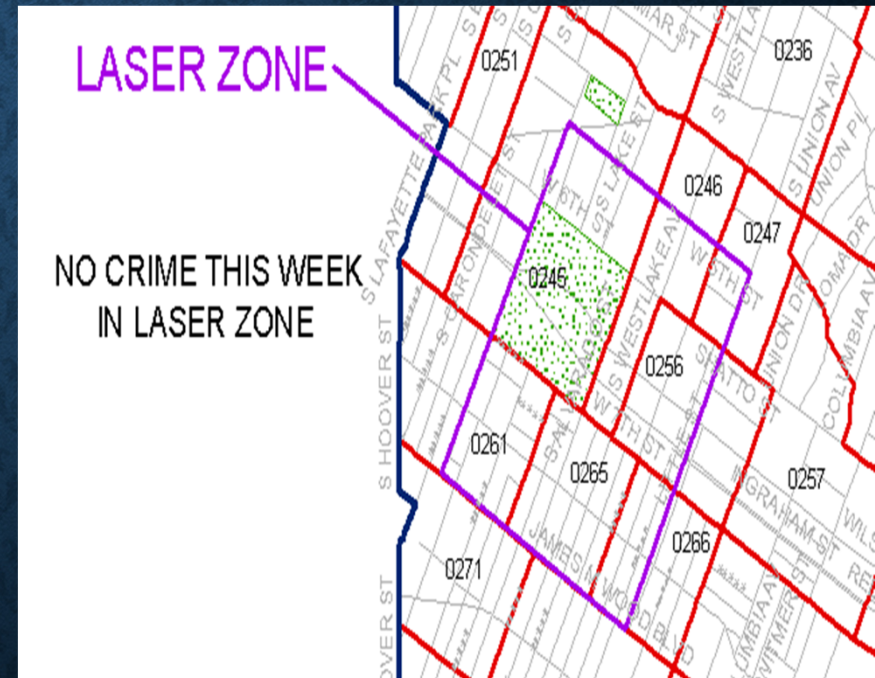


RAMPART AREA VIOLENT CRIME IN LASER ZONE RD'S

TWO WEEKS AGO

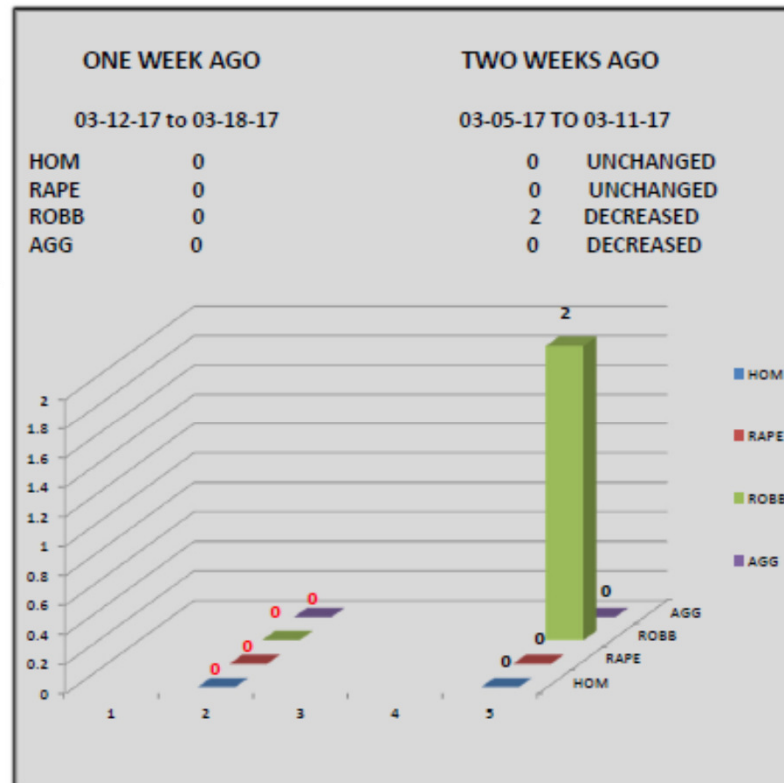


LAST WEEK

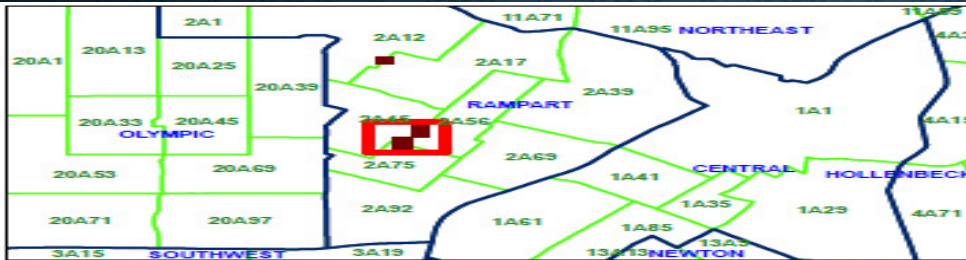


LASER RESULTS

	ONE WEEK AGO 03-12-17 – 03-18-17	vs	TWO WEEKS AGO 03-05-17 - 03-11-17
Crime:			
HOM	0		0
RAPE	0		0
ROBB	0		2
AGG	0		0



ANCHOR POINTS



Rampart Division Anchor Points
 Based on All CFS (01/01/15 - 09/30/16)
 500ft by 500ft Grids
 Grid 1 CFS = 979
 Grid 2 CFS = 1330
 Grid 3 CFS = 1134
 Grid 4 CFS = 994



Source: Esri, DigitalGlobe, GeoEye, Earthstar Geographics, CNES/Airbus DS, USDA, USGS, AeroGRID, IGN, ICG, Swirephoto, and the GIS User Community. All rights reserved. No warranty is made by Esri for the use of the data in this application.

ANCHOR POINTS

YEAR TO DATE

ANCHOR POINTS								
WEEK 03/12/17 - 03/18/17								
	THISWEEK	YTD 2017	YTD 2016	CRIMES OCCURRED	THIS WEEK	YTD 2017	YTD 2016	
SLO FRANK GARCIA	650 S ALVARADO (99 CENT STORE)			CRIMES OCCURRED				
	CALLS FOR SERVICE	7	34	55	ROBBERY	0	1	4
					AGG	0	1	0
	FELONY ARREST	0	2	2	BATTERY	0	0	0
	MISD ARREST	2	4	13	BURGLARY	0	0	0
	ARREST TOTAL	2	6	15	THEFT	1	2	11
					NARCO	0	0	0
				OTHER	1	7	2	
SLO SUSANNE GRAS	725 S WESTLAKE (OLYMPIC HOTEL)			CRIMES OCCURRED				
	CALLS FOR SERVICE	7	72	72	ROBBERY	0	0	0
					AGG	0	2	1
	FELONY ARREST	0	3	2	BATTERY	0	0	0
	MISD ARREST	0	4	1	BURGLARY	0	0	1
	ARREST TOTAL	0	7	3	THEFT	0	1	0
					VANDALISM	0	1	0
					DOMESTIC VIOLENCE	0	0	0
					TRESPASS	0	0	0
					NARCO	0	0	0
					OTHER	0	4	7
	720 S WESTLAKE			CRIMES OCCURRED				
	CALLS FOR SERVICE	6	45	33	ROBBERY	0	2	1
					AGG	0	0	1
	FELONY ARREST	0	2	0	BATTERY	0	0	0
MISD ARREST	0	0	1	BURGLARY	0	1	0	
ARREST TOTAL	0	2	1	THEFT	0	0	0	
				DOMESTIC VIOLENCE	0	0	0	
				ANNOYING PHONE CALL	0	0	0	
				OTHER	0	5	3	
760 S ALVARADO (OCEAN LIQUOR)			CRIMES OCCURRED					
CALLS FOR SERVICE	1	8	15	ROBBERY	0	0	0	
				AGG	0	0	0	
FELONY ARREST	0	0	1	BATTERY	0	0	0	
MISD ARREST	0	0	8	BURGLARY	0	0	0	
ARREST TOTAL	0	0	9	THEFT	0	0	0	
				NARCO	0	0	0	
				OTHER	0	1	2	

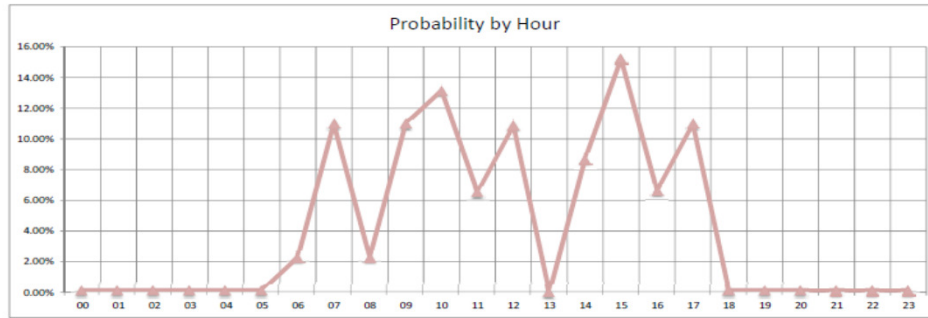


Stay Away Orders (1203.2 PC)

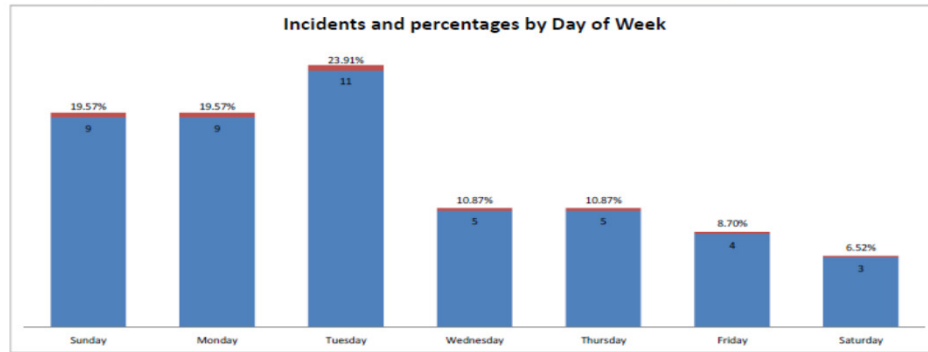
- We will be implementing the proper steps to initiate Stay Away Orders for the
- LASER Zones the most likely candidate's
- Identifying Suspects and Victims. Police Officers assigned to
- Laser Zone have encountered from Prior contacts (FI) and or Arrests.
- Victims are primarily people whom HBD. Identify sources of Alcohol
- (Bars and Liquor store's inside the Laser Zone).
- Put a sentence in the beginning and the end of the police report
- identifying your prior knowledge with the suspect. And request the
- Stay Away Order so the City Atty can request upon filing.
- CAD/CID has obtained a LASER ZONE stamp
- that shall be utilized on arrests inside the Laser Zone
- (with exception of D/V arrests). These stamps are located at W/C desk.

PEAK HOURS DAY WATCH

Rampart Area - Laser Zone
 YTD 3/18/17 Violent Crime excluding DV (MO 2000) AM1 PM2 DAY WATCH HOURS
 Top RDs 0245 and 0246



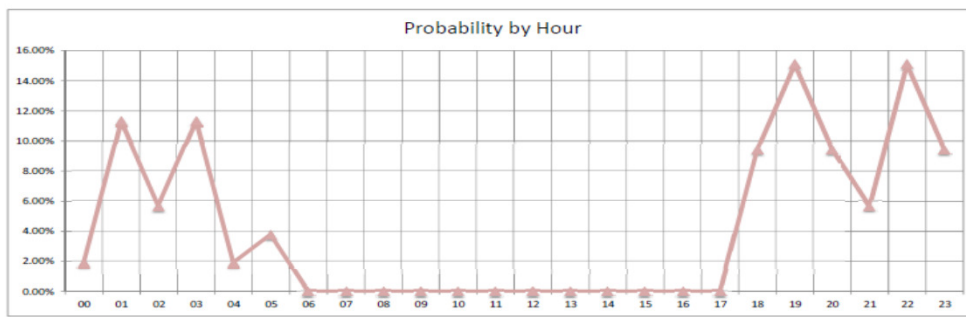
Hour	00	01	02	03	04	05	06	07	08	09	10	11	12	13	14	15	16	17	18	19	20	21	22	23	
Probability	0.1%	0.1%	0.1%	0.1%	0.1%	0.1%	2.3%	11.0%	2.3%	11.0%	13.2%	6.5%	10.9%	0.0%	8.7%	15.2%	6.6%	11.0%	0.1%	0.1%	0.1%	0.1%	0.1%	0.1%	
							AM1			AM2			PM1			PM2									



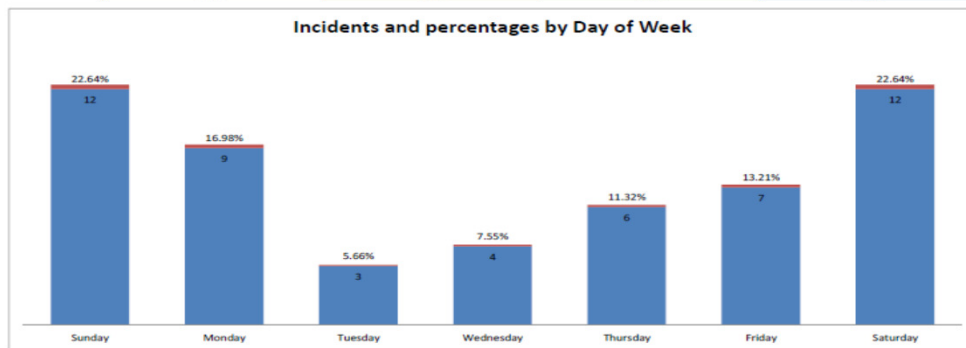
Limit is 9998 IDs		
MaxID	46	(number of incidents returned from CAMS query)
Counted	46	(number of incidents counted in this report)
24+ or BO	0	(number of incidents that were excluded from the query; Bad data or over 24 hour period)

PEAK HOURS NIGHT WATCH

Rampart Area - Laser Zone
 YTD 3/18/17 Violent Crime excluding DV (MO 2000) AM1 PM2 NIGHT WATCH HOURS
 Top RDs 0245 and 0246



Hour	00	01	02	03	04	05	06	07	08	09	10	11	12	13	14	15	16	17	18	19	20	21	22	23
Probability	1.9%	11.3%	5.7%	11.3%	1.9%	3.8%	0.0%	0.0%	0.0%	0.0%	0.0%	0.0%	0.0%	0.0%	0.0%	0.0%	0.0%	0.0%	9.4%	15.1%	9.4%	5.7%	15.1%	9.4%
	AM1						AM2						PM1						PM2					



Limit is 9998 IDs		
MaxID	53	(number of incidents returned from CAMS query)
Counted	53	(number of incidents counted in this report)
24+ or BO	0	(number of incidents that were excluded from the query; Bad data or over 24 hour period)



**Multiple Calls / Problem Locations Inside The
Rampart Laser Zone**

02/19/17 – 03/18/17



LOCATION	TOTAL CALLS FOR SERVICE
----------	----------------------------

- | | |
|--|----|
| 1. Wilshire & Alvarado
RD 0246 | 19 |
| 2. 725 S Westlake Av
RD 0265 (Anchor Point) | 18 |
| 3. 6 th & Alvarado
RD 0246 | 13 |
| 4. 2230 W 6 th St.
RD 0245 | 12 |
| 5. 7 th & Alvarado
RD 0265 | 12 |
| 6. Wilshire & Alvarado
RD 0246 | 11 |

TOTAL calls for service: 85

Rampart Area LASER Zone Calendar for DP 3, 2017

Sunday		Monday		Tuesday		Wednesday		Thursday		Friday		Saturday	
03/19		03/20		03/21		03/22		03/23		03/24		03/25	
<u>DAY</u>	<u>NIGHT</u> SPU: OFF GED: ON VICE: ON	<u>DAY</u>	<u>NIGHT</u> SPU: OFF GED: OFF VICE: ON	<u>DAY</u>	<u>NIGHT</u> SPU: SD GED: OFF VICE: SD	<u>DAY</u>	<u>NIGHT</u> SPU: ON GED: ON VICE: SD	<u>DAY</u>	<u>NIGHT</u> SPU: ON GED: ON VICE: OFF	<u>DAY</u>	<u>NIGHT</u> SPU: OFF GED: ON VICE: OFF	<u>DAY</u>	<u>NIGHT</u> SPU: OFF GED: ON VICE: OFF
NED: OFF BIKES: N/A PCU: OFF		NED: OFF BIKES: N/A PCU: OFF		NED: ON BIKES: N/A PCU: SD		NED: ON BIKES: N/A PCU: PTRL		NED: ON BIKES: N/A PCU: PTRL		NED: OFF BIKES: N/A PCU: OFF		NED: ON BIKES: N/A PCU: OFF	
03/26		03/27		03/28		03/29		03/30		03/31		04/01	
<u>DAY</u>	<u>NIGHT</u> SPU: OFF GED: ON VICE: OFF	<u>DAY</u>	<u>NIGHT</u> SPU: OFF GED: OFF VICE: OFF	<u>DAY</u>	<u>NIGHT</u> SPU: OFF GED: OFF VICE: SD	<u>DAY</u>	<u>NIGHT</u> SPU: SD GED: SD VICE: SD	<u>DAY</u>	<u>NIGHT</u> SPU: ON GED: ON VICE: ON	<u>DAY</u>	<u>NIGHT</u> SPU: ON GED: ON VICE: ON	<u>DAY</u>	<u>NIGHT</u> SPU: ON GED: ON VICE: OFF
NED: ON BIKES: N/A PCU: OFF		NED: OFF BIKES: N/A PCU: PTRL		NED: OFF BIKES: N/A PCU: PTRL		NED: ON BIKES: N/A PCU: PTRL		NED: ON BIKES: N/A PCU: PTRL		NED: ON BIKES: N/A PCU: SD		NED: OFF BIKES: N/A PCU: OFF	
04/02		04/03		04/04		04/05		04/06		04/07		04/08	
<u>DAY</u>	<u>NIGHT</u> SPU: OFF GED: ON VICE: OFF	<u>DAY</u>	<u>NIGHT</u> SPU: OFF GED: OFF VICE: SD	<u>DAY</u>	<u>NIGHT</u> SPU: ON GED: OFF VICE: ON	<u>DAY</u>	<u>NIGHT</u> SPU: ON GED: ON VICE: ON	<u>DAY</u>	<u>NIGHT</u> SPU: OFF GED: ON VICE: ON	<u>DAY</u>	<u>NIGHT</u> SPU: OFF GED: ON VICE: ON	<u>DAY</u>	<u>NIGHT</u> SPU: OFF GED: ON VICE: OFF
NED: OFF BIKES: N/A PCU: OFF		NED: OFF BIKES: N/A PCU: SD		NED: ON BIKES: N/A PCU: SD		NED: ON BIKES: N/A PCU: LP		NED: ON BIKES: N/A PCU: PTRL		NED: ON BIKES: N/A PCU: OFF		NED: OFF BIKES: N/A PCU: OFF	
04/09		04/10		04/11		04/12		04/13		04/14		04/15	
<u>DAY</u>	<u>NIGHT</u> SPU: ON GED: OFF VICE: OFF	<u>DAY</u>	<u>NIGHT</u> SPU: ON GED: OFF VICE: ON	<u>DAY</u>	<u>NIGHT</u> SPU: ON GED: OFF VICE: ON	<u>DAY</u>	<u>NIGHT</u> SPU: ON GED: ON VICE: OFF	<u>DAY</u>	<u>NIGHT</u> SPU: OFF GED: ON VICE: OFF	<u>DAY</u>	<u>NIGHT</u> SPU: OFF GED: ON VICE: OFF	<u>DAY</u>	<u>NIGHT</u> SPU: OFF GED: ON VICE: ON
NED: OFF BIKES: N/A PCU: OFF		NED: OFF BIKES: N/A PCU: PTRL		NED: ON BIKES: N/A PCU: PTRL		NED: ON BIKES: N/A		NED: ON BIKES: N/A PCU: OFF		NED: ON BIKES: N/A PCU: OFF		NED: OFF BIKES: N/A PCU: SD	

PATROL IS ASSIGNED WHEN HIGHLIGHTED

2 FEB 19, 2017 - MAR 18, 2017

S	M	T	W	Th	F	S
19	20	21	22	23	24	25
26	27	28	<u>1</u>	2	3	4
5	6	7	8	9	10	11
12	13	14	<u>15</u>	16	17	18
					1	1

WEEK 1

3 MAR 19, 2017 - APR 15, 2017

	S	M	T	W	Th	F	S
A	19	20	21	22	23	24	25
B	26	27	28	29	30	31	1
C	2	3	4	5	6	7	8
D	9	10	11	12	13	14	15
						0	1

COMPSTAT